



Relays and Control Unit Locations

Engine Compartment

UNDER-HOOD ABS
FUSE/RELAY BOX

ABS MOTOR RELAY

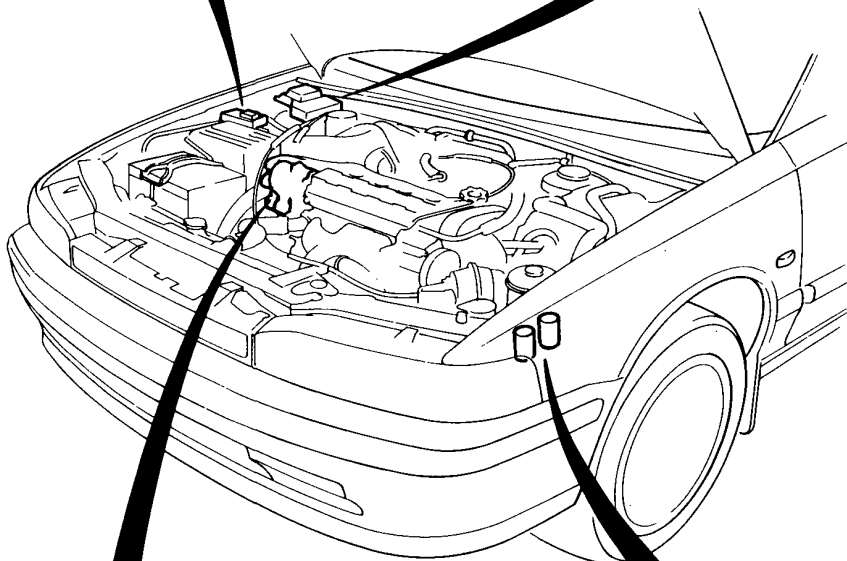
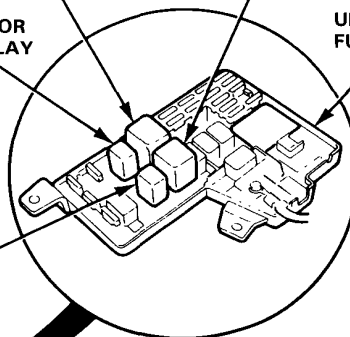
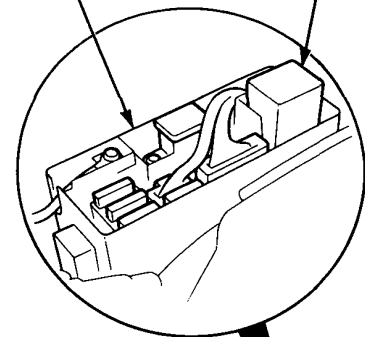
DIMMER
RELAY

HEADLIGHT
RELAY

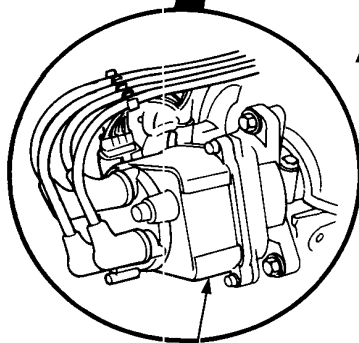
RADIATOR
FAN RELAY

UNDER-HOOD
FUSE/RELAY BOX


POWER
WINDOW
RELAY



A/C COMPRESSOR CLUTCH RELAY
[Wire colors: BLK/YEL, BLK/YEL,
RED/BLU, and RED]



DISTRIBUTOR
(Has built-in igniter unit)



CONDENSER FAN RELAY
[Wire colors: YEL/WHT, WHT,
BLU, and BLU/YEL]

(cont'd)

Relays and Control Unit Locations

Engine Compartment (cont'd)

INTERMITTENT WIPER RELAY
Located under the relay box
Wire colors: BLU/WHT, BLU/WHT
GRN/RED, GRN/BLK, and BLK

SPEED SENSOR

DIM-DIP RESISTOR
(KE mode only)